

## J-FLEX®



# HYDRAULIC HOSE SOLUTIONS

[www.jgbhose.com](http://www.jgbhose.com)

JGB Headquarters  
115 Metropolitan Drive  
Liverpool, NY 13088  
(315) 451-2770

Buffalo Branch  
2540 Walden Ave.  
Cheektowaga, NY 14225  
(716) 684-8224

Southeast Regional Hub  
1407 Westinghouse Blvd.  
Charlotte, NC 28273  
(704) 588-9920

St. Louis Branch  
9707 Green Park Industrial Dr.  
St. Louis, MO 63123  
(314) 487-3144

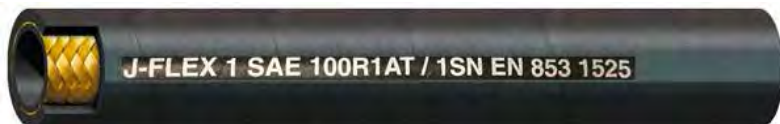
Williston Branch  
520 Bean Dr.  
Williston, ND 58801  
(701) 570-2945

Houston Branch  
619 E. Sam Houston Pkwy  
Suite 200  
Pasadena, TX 77503  
(713) 930-7777

Connect with us:



[www.jgbhose.com](http://www.jgbhose.com)



## J-FLEX® 1 1SN/SAE 100R1AT

- Application:** For low-medium pressure hydraulic systems in industry and agriculture.
- Tube:** Synthetic rubber, resistant against hydraulic fluids
- Reinforcement:** One braid of high tensile steel wire
- Cover:** Abrasion resistant synthetic rubber. Note: various covers available
- Temperature:** -40 °C to 100 °C (max 120 °C intermittent)

Part Number	Dimensions (in)		Pressure (psi)		Bend Radius	Weight
	ID	OD	Working	Burst	in	lbs/ft
171-1004-3265I	1/4	0.52	3265	13060	3.93	0.13
171-1006-2610I	3/8	0.66	2610	10440	4.92	0.19
171-1008-2310I	1/2	0.79	2320	9280	7.08	0.24
171-1012-1525I	3/4	1.07	1525	6100	9.44	0.38
171-1016-1275I	1	1.38	1275	5100	11.81	0.56




## J-FLEX® 2M 2SN/SAE 100R2AT

- Application:** For medium-high pressure hydraulic systems in industry and agriculture.
- Tube:** Synthetic rubber, resistant against hydraulic fluids
- Reinforcement:** Two braids of high tensile steel wire
- Cover:** Abrasion and ozone resistant synthetic rubber. Note: various covers available. MSHA approved. Blue cover available.
- Temperature:** -40 °C to 100 °C (max 120 °C intermittent)

Part Number	Dimensions (in)		Pressure (psi)		Bend Radius	Weight
	ID	OD	Working	Burst	in	lbs/ft
172-1004-5800I	1/4	0.57	5800	23200	3.93	0.21
172-1006-4800I	3/8	0.72	4800	19200	5.11	0.30
172-1008-4000I	1/2	0.84	4000	16000	7.08	0.36
172-1010-3625I	5/8	0.97	3625	15000	7.87	0.44
172-1012-3120I	3/4	1.13	3120	12480	9.44	0.56
172-1016-2400I	1	1.46	2400	9600	11.81	0.83
172-1020-1815I	1 1/4	1.86	1815	7260	16.53	1.19
172-1024-1305I	1 1/2	2.11	1305	5220	19.68	1.46
172-1032-1160I	2	2.63	1160	4640	24.80	1.88

## J-FLEX® 2SN5K Exceeds 100R2AT



- Application:** Extremely high pulsating pressure service with petroleum based hydraulic fluids. Developed to withstand punishing conditions and to meet increasing pressure pulsing, flexing and temperature demands not currently covered by international specifications.
- Tube:** Synthetic rubber, black, oil-resistant
- Reinforcement:** Double wire braid, four wire spiral, or six wire spiral
- Cover:** Synthetic rubber, black... oil, fuel, weather, ozone and abrasion-resistant  
MSHA accepted cover available on request.
- Temperature:** -40°F (-40°C) to 250°F (121°C) **Constant operation**  
250°F (121°C) **Maximum operating temperature** (Note: Operating temperatures in excess of 250°F (121°C) may materially reduce the life of the hose.)  
175°F (80°C) **Air maximum temperature**
- Couplings:** Crimp-on permanent type (Interlock size -10 and up). Note: For Interlock style, hose cover and portion of tube needs to be removed before attaching couplings

### Features:

- extraordinary flexibility
- excellent bend radii properties
- superior performance under flex-impulse conditions
- exceptional long life

Part Number	Dash Size	Dimensions (in)		Pressure (psi)		Bend Radius in
		ID	OD	Max Working	Min Burst	
172-1008-5000IM <sup>1</sup>	-08	1/2*	0.87	5,000	4-to-1 safety factor	6.0
172-1010-5000IM <sup>2</sup>	-10	5/8**	1.11	5,000	4-to-1 safety factor	5.0
172-1012-5000IM <sup>2</sup>	-12	3/4**	1.27	5,000	4-to-1 safety factor	5.5
172-1016-5000IM <sup>2</sup>	-16	1**	1.53	5,000	4-to-1 safety factor	7.5
172-1020-5000IM <sup>2</sup>	-20	1 1/4**	1.79	5,000	4-to-1 safety factor	18.0
172-1024-5000IM <sup>3</sup>	-24	1 1/2**	2.26	5,000	4-to-1 safety factor	18.7
172-1032-5000IM <sup>3</sup>	-32	2**	2.80	5,000	4-to-1 safety factor	21.5

\* In stock    \*\* Call for availability

<sup>1</sup> Double wire braid.

<sup>2</sup> Four wire spiral reinforced.

<sup>3</sup> Six wire spiral reinforced.



## J-FLEX® 12M SAE 100R12

- Application:** For hydraulic systems with high peak pressures and arduous operating conditions.
- Tube:** Mineral, vegetable, and glycol based hydraulic oil resistant special synthetic rubber
- Reinforcement:** 4 high tensile steel spiral
- Cover:** Hydraulic oil, abrasion and weather resistant special synthetic rubber
- Temperature:** -40°C / 120°C (125° discontinuous)

Part Number	Dimensions (in)		Pressure (psi)		Bend Radius in	Weight lbs/ft
	ID	OD	Working	Burst		
182-7006-4000IM	3/8	0.80	4000	16000	5.11	0.44
182-7008-4000IM	1/2	0.95	4000	16000	7.08	0.56
182-7012-4000IM	3/4	1.22	4000	16000	9.44	0.84
182-7016-4000IM	1	1.51	4000	16000	11.81	1.25
182-7020-3000IM	1 1/4	1.83	3000	12000	16.53	1.71
182-7024-2500IM	1 1/2	2.09	2500	10000	19.69	2.12
182-7032-2500IM	2	2.62	2500	10000	24.80	2.66



## J-FLEX® 13M SAE 100R13

- Application:** For hydraulic systems with high peak pressures and arduous operating conditions.
- Tube:** Mineral, vegetable, and glycol based hydraulic oil resistant special synthetic rubber
- Reinforcement:** 4 or 6 high tensile steel spiral
- Cover:** Hydraulic oil, abrasion and weather resistant special synthetic rubber
- Branding:** J-FLEX® 13 SAE 100R13 5000 PSI
- Temperature:** -40°F to 248°F (257° intermittent)

Part Number	Dimensions (in)		Pressure (psi)		Bend Radius in	Weight lbs/ft
	ID	OD	Working	Burst		
182-9012-5000IM	3/4	1.24	5500	22000	5.90	0.90
182-9016-5000IM	1	1.50	5500	22000	7.09	1.30
182-9020-5000IM	1 1/4	1.94	5000	20000	16.53	2.39
182-9024-5000IM	1 1/2	2.26	5000	20000	19.69	3.09
182-9032-5000IM	2	2.82	5000	20000	24.80	4.27



## J-FLEX® 15M SAE 100R15

<b>Application:</b>	For hydraulic systems with high peak pressures and arduous operating conditions.
<b>Tube:</b>	Mineral, vegetable, and glycol based hydraulic oil resistant special synthetic rubber
<b>Reinforcement:</b>	4 or 6 high tensile steel spiral
<b>Cover:</b>	Hydraulic oil, abrasion and weather resistant special synthetic rubber
<b>Branding:</b>	JGB Private Label: J-FLEX® 100R15
<b>Temperature:</b>	-40°C / 120°C (125° discontinuous)

Part Number	Dimensions (in)		Pressure (psi)		Bend Radius in	Weight lbs/ft
	ID	OD	Working	Burst		
182-5012-6000IM	3/4	1.26	6000	24000	10.43	1.01
182-5016-6000IM	1	1.52	6000	24000	12.99	1.34
182-5020-6000IM	1 1/4	1.94	6000	24000	17.51	2.39
182-5032-6000IM	1 1/2	2.26	6000	24000	20.87	3.12



## J-FLEX® XFLEX

<b>Application:</b>	Hydraulic systems with high peak pressures and arduous operating conditions needing extremely high flexibility. Due to its extreme flexibility, XFlex is perfect for use in extraordinarily tight positions.
<b>Tube:</b>	Oil-resistant synthetic rubber
<b>Reinforcement:</b>	4 high tensile steel spirals
<b>Cover:</b>	Black MSHA, made of synthetic rubber, resistant to oil and weather conditions
<b>Branding:</b>	J-FLEX® DIN EN 856 4SH XFlex 6150 PSI/424 BAR MAX WP MSHA
<b>Temperature:</b>	-40 °F to 248 °F (257°F intermittent)


Part Number	ID	OD	Bend Radius	WP	Burst Pressure	Weight
	in	in	in	psi	psi	lbs/ft
182-4020-5100IM	1-1/4	1.78	14.0	5,075	20,300	1.68
182-4024-4200IM	1-1/2	2.08	20.0	4,205	16,820	2.08
182-4032-3625IM	2	2.66	25.0	3,625	14,790	2.92



## J-FLEX® 16 SAE 100R16

<b>Application:</b>	Medium-high pressure hydraulic systems using hydraulic oils, minerals, and vegetable lubricants.
<b>Tube:</b>	Synthetic rubber, resistant against hydraulic fluids.
<b>Reinforcement:</b>	Two braids of high tensile steel wire.
<b>Cover:</b>	Abrasion resistant synthetic rubber . Note: various covers available.
<b>Branding:</b>	JGB Private Label: J-FLEX® 100R16
<b>Temperature:</b>	-40°C / 100°C

Part Number	Dimensions (in)		Pressure (psi)		Bend Radius	Weight
	ID	OD	Working	Burst	in	lbs/ft
172-5004-5000I	1/4	0.54	5800	23200	1.97	0.17
172-5006-4000I	3/8	0.67	5075	20300	2.56	0.27
172-5008-3500I	1/2	0.81	3980	15920	3.54	0.34
172-5012-2250I	3/4	1.09	3110	12440	4.72	0.50
172-5016-2000I	1	1.39	2390	9560	5.90	0.74



## J FLEX 17 SAE 100R17

<b>Application:</b>	For medium pressure hydraulic systems in industry and agriculture.
<b>Tube:</b>	Synthetic rubber, resistant against hydraulic fluids
<b>Reinforcement:</b>	One braid DN 06 – DN 12 and two braids DN 16 – DN 25 of high tensile steel wire
<b>Cover:</b>	Abrasion and ozone resistant synthetic rubber. Note: various covers available. MSHA cover available.
<b>Branding:</b>	JGB Private Label: J-FLEX® 17 SAE 100R17
<b>Temperature:</b>	-40°C / 100°C (max 120° intermittent)

Part Number	Dimensions (in)		Pressure (psi)		Bend Radius	Weight
	ID	OD	Working	Burst	in	lbs/ft
171-1004-3000I	1/4	0.49	3000	12000	2	0.11
171-1006-3000I	3/8	0.65	3000	12000	2.5	0.18
171-1008-3000I	1/2	0.77	3000	12000	3.5	0.26
172-1012-3000	3/4	1.1	3000	12000	4.7	0.51
172-1016-3000	1	1.43	3000	12000	5.9	0.85



## J-FLEX® 7 SAE 100R7

- Application:** For medium pressure hydraulic use.
- Tube:** Thermoplastic polyester
- Reinforcement:** Polyester fiber
- Cover:** Anti-abrasion polyurethane stabilized to UV rays and resistant to micro-organisms. Also available in micro-perforated version for air and compatible gas.
- Branding:** -4 J-FLEX® 7 SAE 100R7 2750 PSI
- Temperature:** Utilization -40°F / 212°F / Max Working of air, water, and fluids containing water +158°F
- Working Pressure:** Safety Ratio 1 : 4
- Vacuum Rating:** -13.5 psi; 27.5 inch Hg  
These hoses meet or exceed standards SAE J517 sec. SAE 100R7 - EN 855 - ISO 3949

Part Number	Dimensions (in)		Pressure (psi)		Bend Radius in
	ID	OD	Working	Burst	
177-5004-2750I	1/4	0.46	2750	11000	1.38
177-5006-2250I	3/8	0.63	2250	9000	2.17
177-5008-2025I (non-stock)	1/2	0.80	2025	8100	2.95



## J-FLEX® 4 SAE 100R4

- Application:** Used in hydraulic systems to return the oil to tank for reuse.  
Resistant to aromatic content < 40%.
- Tube:** Blend of synthetic elastomers for ozone, oil and abrasion, black, smooth
- Reinforcement:** High tensile textile cord, steel wire helix embedded
- Cover:** Blend of synthetic elastomer compound, black, anti-static, smooth with cloth impression, high oil, heat, abrasion, weather and ozone resistant.
- Temperature:** -40°F to 212°F (-40°C to +100°C)
- Lengths:** Max Length: 200 ft.
- Type:** Mandrel built

Part Number	Dash Size	Dimensions (in)		Pressure (psi)		Bend Radius in
		ID	OD	Working	Burst	
174-4012-0300	-12	3/4	1.26	300	1200	2.99
174-4016-0250	-16	1	1.47	250	1000	3.94
174-4020-0200	-20	1 1/4	1.77	200	800	5.04
174-4024-0150	-24	1 1/2	2.05	150	600	5.98
174-4032-0101	-32	2	2.52	100	400	8.03
174-4040-0101	-40	2 1/2	3.03	50	240	9.92
174-4048-0101	-48	3	3.54	56	225	11.96



## J-FLEX® 10K JACK HOSE

<b>Application:</b>	Hydraulic jack hose.
<b>Tube:</b>	Oil resistant synthetic rubber
<b>Reinforcement:</b>	Two braids of high tensile steel wire.
<b>Cover:</b>	MSHA, Abrasion and weather resistant synthetic rubber
<b>Branding:</b>	1/4" J-FLEX® 10K JACK HOSE 10,000PSI WP / 20,000PSI BP MSHA
<b>Temperature:</b>	-40°F to +212°F depending on the medium

Part Number	Dimensions (in)		Pressure (psi)			Bend Radius	Weight
	ID	OD	Max WP	Burst	Test	in	lbs/ft
172-8004-1000I	1/4	0.59	10,000	20,000	12,000	4	0.20
172-8006-1000I	3/8	0.75	10,000	20,000	12,000	5	0.34



## J-FLEX® HOT OIL 25C

<b>Application:</b>	Specially formulated high temperature oil suction & discharge hose.
<b>Tube:</b>	Black, oil resistant synthetic rubber
<b>Reinforcement:</b>	Two braids of high tensile steel braids
<b>Cover:</b>	Black MSHA - abrasion, oil and weather resistant synthetic rubber. (Blue MSHA cover available on request).
<b>Branding:</b>	1-1/2" -24 J-FLEX® HOT OIL 2350 PSI WP
<b>Temperature:</b>	-40°F to +275°F (+300°F intermittent)

Part Number	Dimensions (in)		Pressure (psi)		Bend Radius	Weight
	ID	OD	Working	Burst	in	lbs/ft
172-1024-2350IM	1.5	1.96	2350	7200	16.9	1.6



# HYDRAULIC HOSE FITTINGS

Part Number	Description
197-0102-0404I	MP-04-04
197-0102-0606I	MP-06-06
197-0102-0808I	MP-08-08
197-0102-1212I	MP-12-12
197-0102-1616I	MP-16-16
197-0302-0404I	MJ-04-04
197-0302-0808I	MJ-08-08
197-0602-0404I	FJX-04-04
197-0602-0406I	FJX-04-06
197-0602-0606I	FJX-06-06
197-0602-0608I	FJX-06-08
197-0602-0808I	FJX-08-08
197-0602-1212I	FJX-12-12
197-0602-1616I	FJX-16-16
197-3902-0404I	FJX90-04-04
197-3902-0606I	FJX90-06-06
197-3902-0608I	FJX90-06-08
197-3902-0808I	FJX90-08-08



**Male Pipe  
(MP)**



**Male JIC  
(MJ)**



**Female JIC Straight  
(FJX)**



**Female JIC 90  
(FJX90)**


## COUPLINGS



JGB has full crimp capabilities and supplies a full line of 1 piece SAE fittings.

[www.jgbhose.com](http://www.jgbhose.com)

## ADDITIONAL RESOURCES:

 <p><b>JGB</b> enterprises inc. <b>Eagle Brand Master Catalog</b> INDUSTRIAL &amp; SPECIALTY HOSE PRODUCTS <a href="http://www.jgbhose.com">www.jgbhose.com</a></p>	 <p><b>JGB</b> Your Hose &amp; Fitting Connection <b>Oilfield</b> Hoses, Fittings, &amp; Assemblies</p>	 <p><b>JGB</b> Your Hose &amp; Fitting Connection <b>LARGE DIAMETER HOSE (LDH) PROGRAM</b></p>	 <p><b>CONSTRUCTION ZONE</b> <b>JGB</b> <b>Industrial Rental</b> Hoses, Fittings, &amp; Assemblies</p>
<b>JGB Eagle Brand Master Catalog</b>	<b>Oilfield Catalog Hoses, Fittings &amp; Assemblies</b>	<b>Large Diameter Hose Catalog</b>	<b>Industrial Rental Catalog Hoses, Fittings &amp; Assemblies</b>